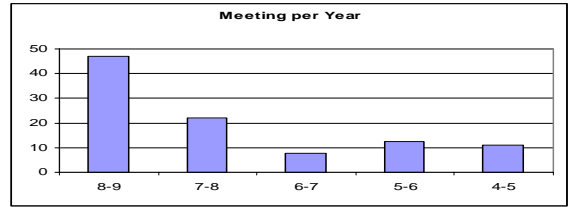


**Chapter Wide Survey March 2009
Result Highlights**

A Total of **69** surveys tallied.

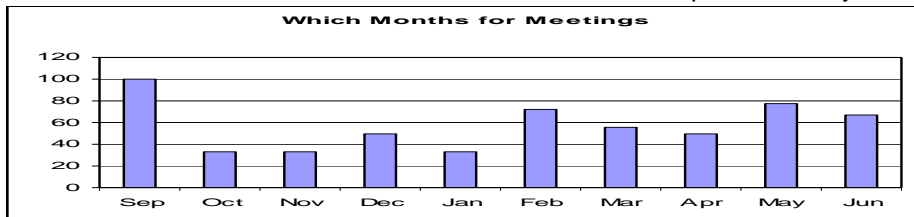
Regular Meetings - 69% want 7 or more meeting a year.

| | |
|---------------------|-----|
| 8-9 meetings a year | 47% |
| 7-8 meetings a year | 22% |
| 6-7 meetings a year | 8% |
| 5-6 meetings a year | 13% |
| 4-5 meetings a year | 10% |



Of those who **selected months** Oct, Nov and Jan were the least selected.

Sep 100% Oct 33% Nov 33% Dec 47% Jan 33% Feb 72% Mar 56% Apr 50% May 78% Jun 67%



Times for a joint meeting. – Not even a quorum are willing to attend 6-8pm

| | |
|--------------|-----------|
| 9 am – 11 am | 29 |
| 10 am – 12pm | 29 |
| 11 am – 1 pm | 20 |
| Noon – 2 pm | 13 |
| 5pm – 7 pm | 25 |
| 6pm – 8 pm | 36 |
| 7pm – 9 pm | 25 |

Hospitality - Majority want to continue with meals

| | |
|--|------------|
| Eliminate meals at our meetings | 4% |
| Eliminate meals and just have continental breakfast only | 33% |
| Eliminate table décor. | 30% |
| Keep meals at the meetings but encourage less costly meals | 54% |
| Raise dues and continue with meals | 16% |
| Charge no shows a small fee. (did not rsvp) | 15% |

How do you keep current. - Meetings and Limelight

| | |
|-------------------------|------------|
| Attend Meetings | 91% |
| Read Limelight | 63% |
| thru the grapevine | 12% |
| National website | 3% |
| Email | 46% |
| Auxiliaries newsletters | 8% |
| local website | 9% |

Limelight – Majority read every issue, the whole issue, to stay informed about the chapter

How often do you read the Limelight?

| | |
|------------------|------------|
| Every issue | 88% |
| Half the time | 6% |
| Some of the time | 1% |
| Rarely | 1% |

How do you read the Limelight?

| | |
|--|------------|
| Read the whole thing | 56% |
| Scan the whole thing | 38% |
| Only read the parts I am interested in | 15% |
| Only scan parts | 1% |

What is the main reason you read the Limelight?

| | |
|----------------------------------|------------|
| Find the date of the meetings. | 72% |
| Check my Thrift/Dental Date. | 74% |
| Find out what happened. | 43% |
| Stay informed about the chapter. | 88% |

Thrift - Majority are not willing to work longer shifts or two shifts or extra shifts.

| | | |
|---------------------------------|---------------|---------|
| work a longer shift? | 61% NO | 23% yes |
| work 2 shorter shifts a month? | 49% NO | 30% yes |
| Pay someone to work your shift? | 57% NO | 21% yes |
| Work extra shifts for pay? | 52% NO | 19% yes |

Open Thrift longer hours? - **NO**. members are not willing to work longer/later shifts

| | |
|------------------------|--------------------------|
| [9:30 – 2:30 pm] = 48% | [12:30 – 5:30 pm] = 20% |
| [3:00 – 5:30 pm] = 8% | [11:30 – 2:00 pm] = 16% |
| | [10:00 – 12:30 pm] = 19% |

Thrift items prices – Just right 67% too high 12% too low 26%

Embrace Orange

Normally attend - 77%

Attending this year - 60%

Access the Website

94% yes

6% no

an average of **4** times a month.

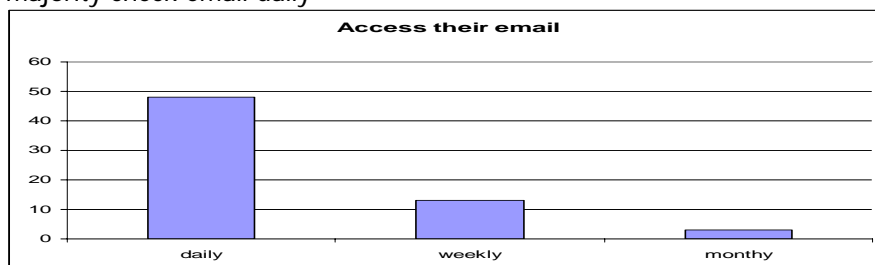
Access limelight

88% yes

61% do not print a copy 61% read it on screen

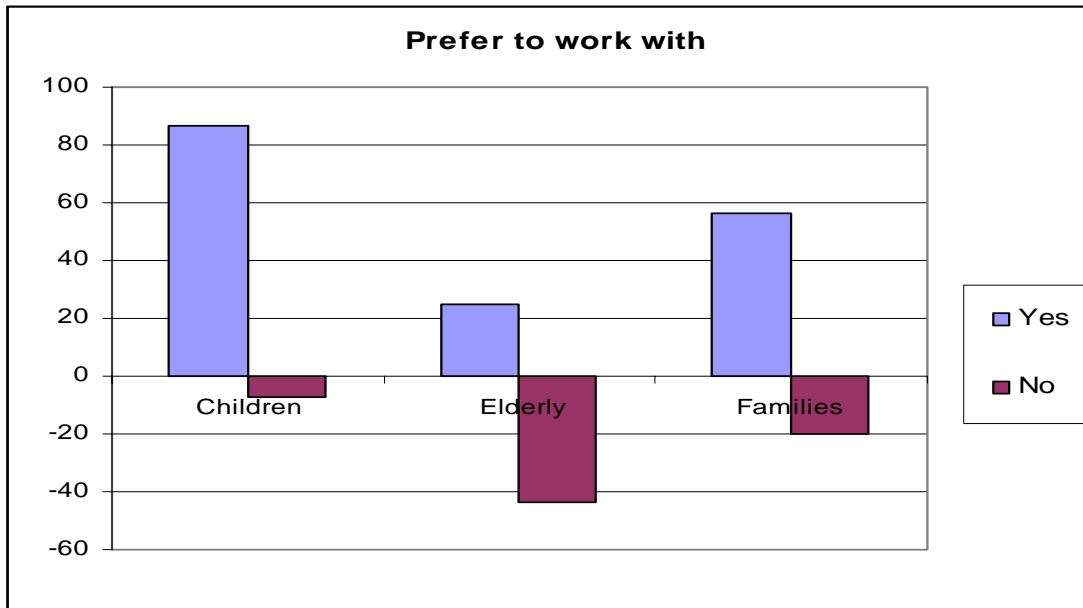
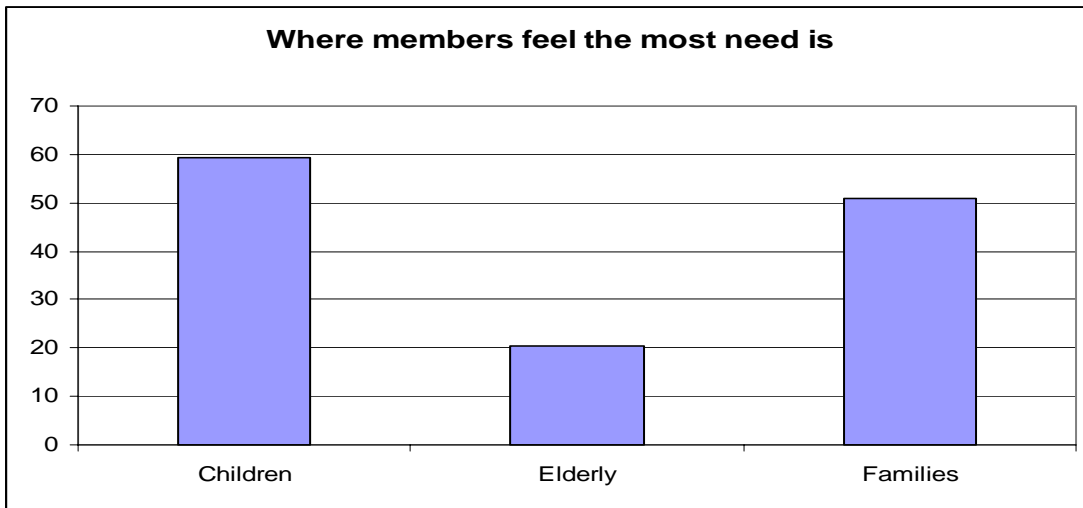
eBlasts can be used to post 30 day notices - **78% yes.**

Check email - majority check email daily



Project Rankings

- 1 Dental Health Center
 - 2 Operation School Bell® (OSB)
 - 3 Special Assistance
 - 4 HALOS
 - 5 Scholarships
 - 6 Orangewood Children's Home
 - 7 Links to Learning
 - 8 Humor, Happiness & Health (HHH)
 - 9 The Kids on the Block® (KOB)
-



Membership

| | Strongly Agree | Somewhat Agree | Somewhat Disagree | Strongly Disagree |
|--|----------------|----------------|-------------------|-------------------|
| Don't change a thing, I like everything the way it is. | 16% | 35% | 13% | 10% |
| I feel my attendance at regular meetings is important. | 72% | 17% | 4% | 0% |
| I am more inclined to attend luncheon meetings | 33% | 25% | 23% | 4% |
| I am more inclined to attend breakfast meetings. | 42% | 33% | 8% | 1% |
| We should have fewer required membership meetings. | 23% | 28% | 22% | 17% |
| We should have more social activities. | 20% | 42% | 19% | 3% |
| Work requirements should be increased. | 3% | 4% | 36% | 51% |
| The Board is responsive to the membership | 28% | 52% | 7% | 4% |
| Our members know ALO policies and procedures well. | 4% | 26% | 52% | 6% |
| Our members are kept well informed and up to date. | 42% | 45% | 6% | 1% |

| | | |
|--|---------------|-------|
| Have you invited a prospective member to join in the last 3 years? | 35 yes | 30 no |
| Have you invited a non member to attend an ALO event in the last year? | 34 yes | 30 no |
| Did you tell someone about ALO in the last month? | 53 yes | 13 no |

Rank in order of importance the top three reasons you are involved in ALO

- 1 I like being part of something significant, giving to the community.
- 2 I like seeing first hand the results of charitable programs.
- 3 I enjoy the social aspects of the organization.
- 4 I like using my skills and experience.
- 5 I like the flexibility of how I volunteer my hours.
- 6 It keeps me active.

Chapter House Rental

| | | |
|--|---------------|-------|
| Other Organizations the ability to rent the space with a member sponsor. | 47 yes | 7 no |
| Other Businesses the ability to rent the space with member supervision. | 38 yes | 14 no |
| No, only members with their families and friends. | 10 | |
| No, only members. | 2 | |

| | | |
|---|---------------|-------|
| Has our organization changed direction? | 32 yes | 18 no |
| If yes, are you happy with the new changes? | 24 yes | 8 no |
| Do we need a new direction? | 14 yes | 7 no |